

Better. To help make *you* better.

As a painter, you take great pride in your work. You know that the ultimate quality of the repair depends on the job you do in the paint booth. You don't have time to fool around with unproven tools or discounted supplies. Time is money, quality is king and you've got vehicles to move out the door.

That's why 3M invented the first disposable paint cup system nearly 20 years ago—the 3M™ PPS™ Paint Preparation System. Painters needed a cleaner, faster, more efficient method of mixing and applying paint.

Now, after thousands of hours of watching and working with hundreds of painters around the world, 3M scientists have redesigned the 3M™ PPS™ System while keeping the most effective parts.

Introducing the 3M™ PPS™ Series 2.0 Spray Cup System.

Reinvented from top to bottom, it's designed to help make your life easier. To make your painting process cleaner and faster. And to make you a better, more productive painter—more confident in the quality of your work and better able to exceed the expectations of your customers *and* your shop.


It's the next evolution of the 3M™ PPS™ painting revolution. Don't let anything come between you and a faster, cleaner, higher quality paint job. Demand 3M™ PPS™ Series 2.0.



6 simple steps to the perfect paint job.



1 Insert a disposable liner in the cup.



2 Mix paint right inside the 3M™ PPS™ Series 2.0 Cup and Liner using a 3M™ PPS™ Mixing Stick. (Note: reduce material waste by not using a traditional mixing cup or pre-filtering.)




3 Place lid on top of cup, align black portion of quarter-turn lid locking system with cup access window and push down. Twist to lock.



4 Choose the right adapter for your spray gun. Push down and twist until adapter locks into lid. (Go to 3m.com.au/collisionrepair to find the adapter that fits your spray gun.)



5 When finished spraying, disconnect air line, invert gun and pull trigger to return excess paint to cup. Gently tap 3M™ PPS™ Series 2.0 Lid and Liner on a surface to help break surface tension of liquid and allow it to flow back into liner.



6 Use the 3M™ PPS™ Series 2.0 Cup Sealing Plug to seal and protect coatings not in use, in accordance with local regulations or authorities. Finally, follow paint company recommendations for safe use and proper disposal of waste.

Always Work Safe

Make sure you always wear proper protection in and around the paint booth. 3M recommends the following product to help get you started.



3M™ Versaflow™ Spray Painters Kit
ALVM-106E

For more information contact your 3M representative or authorised distributor, or visit 3m.co.nz/collisionrepair



3M Automotive Aftermarket Division
94 Apollo Drive
Rosedale, Albany
North Shore City Auckland

Phone 0800 362 886
Web www.3m.co.nz/collisionrepair



3M and Accuspray are trademarks of 3M Company. Printed in Australia. © 3M 2017. All rights reserved.

3M Science.
Applied to Life.™

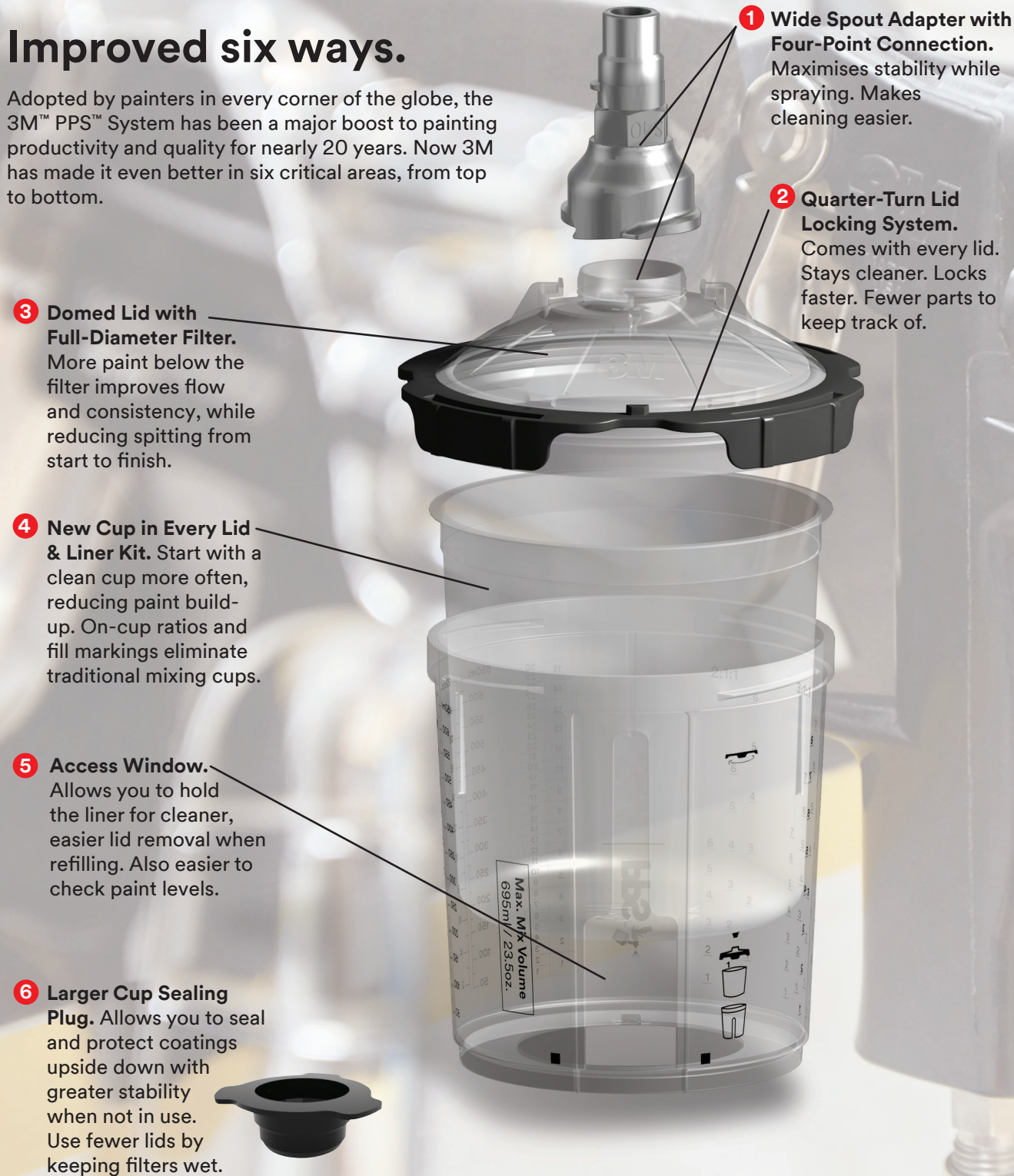
3M™ PPS™ Series 2.0 Spray Cup System
**The next evolution
of painting productivity.**

The 3M™ PPS™ Series 2.0 Spray Cup System

Reinvented from connection to cup.

Improved six ways.


Adopted by painters in every corner of the globe, the 3M™ PPS™ System has been a major boost to painting productivity and quality for nearly 20 years. Now 3M has made it even better in six critical areas, from top to bottom.



Cut your costs by picking the cup that fits the job.


Save money both on cups (smaller cups cost less) and paint (less chance of over-mixing) by always having a ready supply of a variety of 3M™ PPS™ Series 2.0 Kits.


Five sizes are available to fit the most common repairs in your shop. Stock them all to maximise your savings!



Spot Repairs

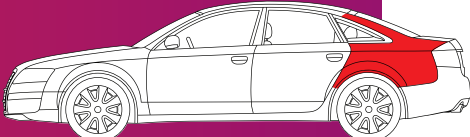
Micro Cups
Ideal for areas requiring 90mL or less of material.






1-Panel Repairs

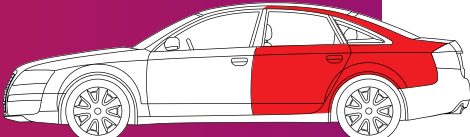
Mini Cups
Ideal for areas requiring 200mL or less of material.






2-Panel Repairs


Midi Cups
Ideal for areas requiring 400mL or less of material.






3-Panel Repairs


Standard Cups
Ideal for areas requiring 650mL or less of material.





4-Panel Repairs

Large Cups
Ideal for areas requiring 850mL or less of material.



Pro Tips and Tricks

- When removing the lid and liner from the hard cup, twist lid to unlock, place fingers through hole in bottom of cup and push liner upwards, releasing lid and liner together.
- Use the wide base on your 3M™ PPS™ Series 2.0 Cup Sealing Plugs to stand your cups upside down when not in use, helping to keep the filter mesh wet.
- Eliminate traditional mixing cups and filters by mixing materials right inside your 3M™ PPS™ Series 2.0 Cups. Each lid contains a clean, welded-in filter.
- Stock all 5 Kit sizes to always have the right size cup for the job, reducing your cost per use.
- Keep your red 3M™ PPS™ Dispensers. They still work with all 3M™ PPS™ Series 2.0 Lids and Liners.

3M™ PPS™ Series 2.0 Spray Cup System

Most Common Part Numbers and Ordering Information

Part No.	Description	Items/ Kit	Kits/ Case	Predecessor Part No.
200 Micron Liner Cup System Kits				
26024	Large (850mL) Lids and Liners - 200 micron filter	50	1	16024
26000	Standard (650mL) Lids and Liners - 200 micron filter	50	1	16000
26112	Midi (400mL) Lids and Liners - 200 micron filter	50	1	16112
26114	Mini (200mL) Lids and Liners - 200 micron filter	50	1	16114
26028	Micro (90mL) Lids and Liners - 200 micron filter	50	1	16028
* Note: Each kit contains 32 sealing plugs and 1 cup; each lid includes a quarter-turn lid locking system				
125 Micron Liner Cup System Kits				
26325	Large (850mL) Lids and Liners - 125 micron filter	50	1	16324/16325
26301	Standard (650mL) Lids and Liners - 125 micron filter	50	1	16301/16300
26312	Midi (400mL) Lids and Liners - 125 micron filter	50	1	16312
26314	Mini (200mL) Lids and Liners - 125 micron filter	50	1	16314
26328	Micro (90mL) Lids and Liners - 125 micron filter	50	1	16328
* Note: Each kit contains 32 sealing plugs and 1 cup; each lid includes a quarter-turn lid locking system				
Lids Only (with Quarter-Turn Lid Locking System)				
26200	Large / Standard Lids - 200 micron filter	25	1	16200
26199	Large / Standard Lids - 125 micron filter	25	1	16199
26204	Midi / Mini / Micro Lids - 200 micron filter	25	1	16204
26205	Midi / Mini / Micro Lids - 125 micron filter	25	1	16205
Hard Cups—Ratios Now Printed on Cups!				
26023	Large Cups (850mL)	2	4	16023
26001	Standard Cups (650mL)	2	4	16001
26122	Midi Cups (400mL)	2	4	16122
26115	Mini Cups (200mL & 90mL)	2	4	16115
* Most Popular Adapters for 3M™ PPS™ Series 2.0				
26003	PPS™ Series 2.0 Adapter, #S2	4	1	16003
26016	PPS™ Series 2.0 Adapter, #S9	4	1	16016
26046	PPS™ Series 2.0 Adapter, #S15	4	1	16046
26135	PPS™ Series 2.0 Adapter, #S40	4	1	16135
26139	PPS™ Series 2.0 Adapter, #S43	4	1	16139



***Need a new 3M™ PPS™ Series 2.0 Adapter for your spray gun? Find a complete list of adapters at [3m.co.nz/collisionrepair](https://www.3m.co.nz/collisionrepair)**

Part No.	Description	Items/ Kit	Kits/ Case
Accuspray™ ONE Spray Gun Kit & Accessories			
16578	Accuspray ONE Spray Gun Kit	1	4
16580	Accuspray ONE Spray Gun Kit with PPS	1	4
16615	Accuspray Atomising Heads, 1.2mm, Blue	4	6
16614	Accuspray Atomising Heads, 1.3mm, Green	4	6
16612	Accuspray Atomising Heads, 1.4mm, Orange	4	6
16611	Accuspray Atomising Heads, 1.8mm, Clear	4	6
16609	Accuspray Atomising Heads, 2.0mm, Red	4	6
16022	Mixing Stick, Large	25	10
PPS™ Paint Preparation System - Original 200 Micron Liner Cup System kits			
16024	Large (850mL) Lids & Liners - 200 micron filter	25	1
16000	Standard (650mL) Lids & Liners - 200 micron filter	50	1
16112	Midi (400mL) Lids & Liners - 200 micron filter	50	1
16114	Mini (200mL) Lids & Liners - 200 micron filter	50	1
PPS™ Paint Preparation System - Original 125 Micron Liner Cup System kits			
16325	Large (850mL) Lids & Liners - 125 micron filter	25	1
16301	Standard (650mL) Lids & Liners - 125 micron filter	50	1
16312	Midi (400mL) Lids & Liners - 125 micron filter	50	1
16314	Mini (200mL) Lids & Liners - 125 micron filter	50	1
Lids Only			
16200	Large / Standard Lids - 200 micron filter	25	1
16199	Large / Standard Lids - 125 micron filter	25	1
16204	Midi Lids - 200 micron filter	25	1
16205	Midi Lids - 125 micron filter	25	1
Hard Cups Only			
16023	Large Cups, 850mL	2	2
16001	Standard Cups, 650mL	2	4
16122	Midi Cups, 400mL	2	4
16115	Mini Cups, 200mL	2	4

